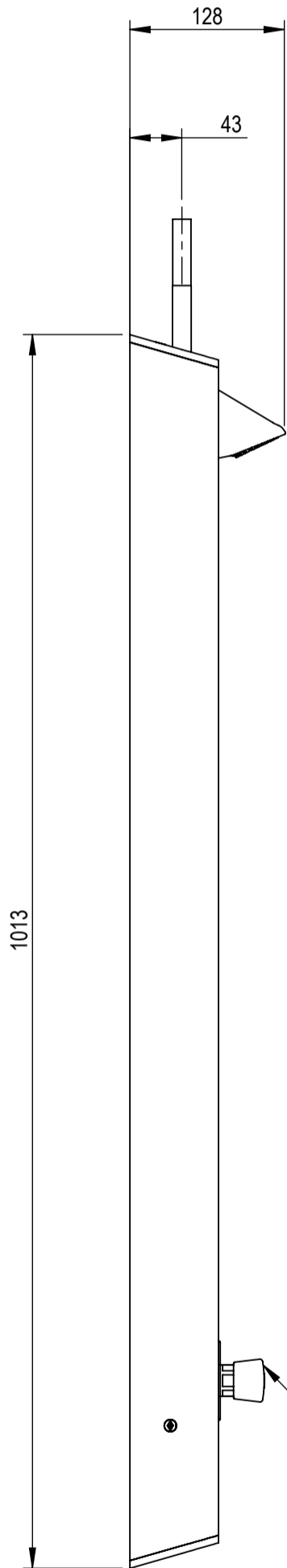
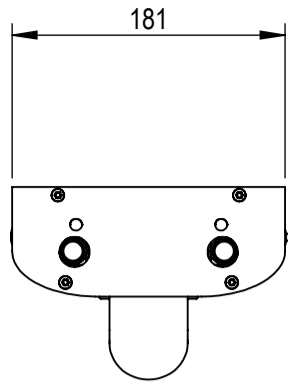



ALL DIMENSIONS ARE APPROXIMATE



PUSH-BUTTON  
TIMED FLOW CONTROL



COPYRIGHT 2014, HORNE ENGINEERING LTD. ALL REPRODUCTION PROHIBITED UNLESS AUTHORISED IN WRITING.  
THIS DRAWING CONTAINS CONFIDENTIAL AND PROPRIETARY INFORMATION OF HORNE ENGINEERING LIMITED AND UNAUTHORISED DISCLOSURE IS STRICTLY PROHIBITED.

DRN BY	MJ (22/01/2016)
CHK'D BY	

MODEL REV.	A-01
DRG REV.	B-01

HORNE ENGINEERING LTD.  
JOHNSTONE  
RENFREWSHIRE  
PA5 8BD

SHEET 1 OF 1

DO NOT SCALE

CONFIG OF: 6270

A3

PRODUCT: T109A

DR'G No. 10351